


the Bible Study Series of Church Land Programme  
*Study 2: WOMEN & LAND*




Approximate duration:  
2.5 hours



Key text:  
Numbers 27: 1 – 11 (also see Job 42: 12 – 15)



What you will need:  
Pens, paper, a Bible, large newsprint paper (or a chalk board and chalk), a flip chart pen (koki), masking tape (or prestick, or drawing pins).




### ***Important Information for the Facilitator***

This Bible study is one of a series which has been compiled by the Church Land Programme (CLP). It is for people who want to understand how the Bible views the land, and those connected to the land. It comprises relevant Bible study materials, liturgies and prayers which aim at assisting local church leaders and congregations to reflect on the themes of people's land rights and creation as a partnership with God.

It is very important that you start by reading the 'Introductory Notes' at the beginning of the CLP Bible Study Series, so that you understand the background to this study.

This study may be done in English or in isiZulu – this is up to you as the facilitator.



What to prepare beforehand:

- Read through the whole study.
- Read through the Key Text, and be sure you have an understanding of what the story is about.
- Gather the things you will need for the study (see the list above).
- Read through all the questions below, and reflect on what you think your responses may be to them.
- Write questions 1 – 5 on a large piece of newsprint. Write big and clearly.

- Write questions 6 – 12 on a large piece of newsprint. Write big and clearly.

### Step 1.

You may wish to start the Bible study by welcoming everyone, and opening with prayer.



### Step 2.

(Timecheck: 5 minutes)

Read the Key text aloud. It is best if this is done by someone else in the group who has a strong, loud voice. If participants have their own Bibles with them, they may choose to follow the reading in their own Bibles.



### *A Good Idea*

A group of women from your church group or community could prepare a drama based on this Bible story. The drama would serve to 'break the ice' and to give a local flavour to the story.

### Step 3.

(Timecheck: 20 minutes)

Ask everyone present the following question: *What is this story about?*

This question should be discussed by the participants as a whole group.

Write down the responses offered by participants on a piece of newsprint, so that everyone can see these.

### Step 4.

Get the participants to divide themselves up into small groups. Ideally, there should be about four to six people in each group. Each group should have a piece of paper, and a pen or pencil.

Stick up the sheet with the Questions 1 - 5. Each group should be able to see it easily.



### Step 5.

(Timecheck: 30 minutes)

These small groups should then discuss the questions, and write down some answers:

1. Who are the characters and what do we know about them?
2. What reasons do the daughters of Zelophehad give to inherit land? In other words, Why should they inherit the land?
3. What structures prevented women from owning land?
4. What role does Moses as leader and the law-giver play in this story?

5. *What does the Lord say about the daughters inheriting land?*

### Step 6.

(Timecheck: 20 minutes)

The small groups should then each report to everyone on their discussion and answers. To save time, the groups should take turns in reporting on different questions.



### Step 7.

(Timecheck: 30 minutes)

After the reports the participants should return to their small groups. Stick up the sheet with the Questions 6 – 12 below. Each group should be able to see it easily. The small groups should then discuss together and answer the questions. They should write down their plan of action.

6. *What does this story say about women's agency?*
7. *Do women in your community own land?*
8. *What reasons do women in your community give to own or inherit land?*
9. *What do traditional authorities in your area say about women owning land?*
10. *What does the church say about women owning land?*
11. *What does the constitution and /law say about women owning land?*
12. *What will be your plan of action?*

**What does  
this mean**

**AGENCY**



The action, medium or means by which something gets done OR the ability and authority to take action and get things done.

### Step 8.

(Timecheck: 30 – 40 minutes)

Again, at the end of the discussion time, each small group should report back to the big group. Each small group should present their plan of action to the larger group.



### Step 9.

Bring the Bible study to a close. You may wish to do this by leading all the participants in a prayer for justice regarding women's ownership of land, and a request for help from God to wisely implement the plans of action.